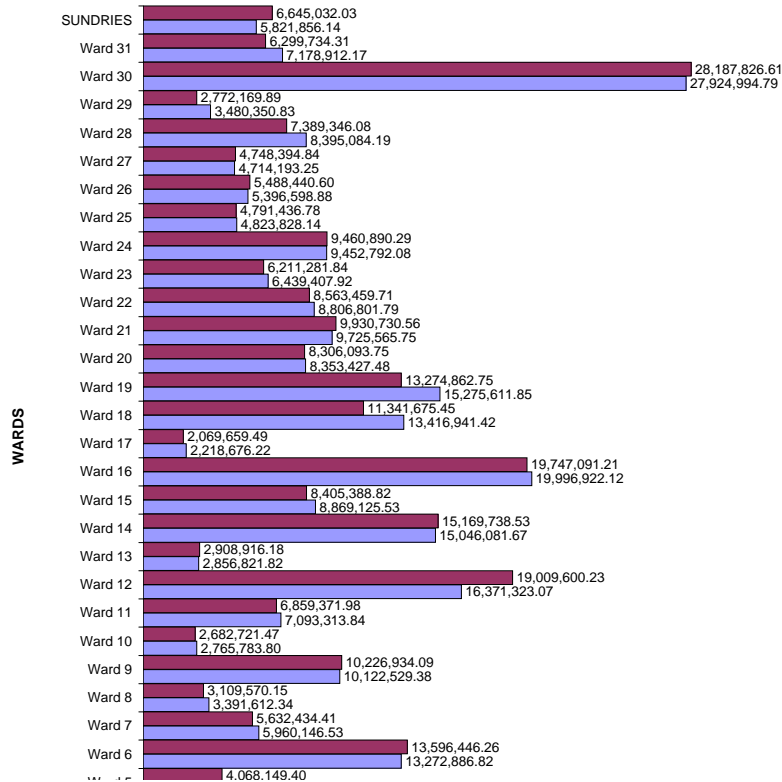


	AUGUST 2010 : R 276,981,164.22	SEPTEMBER 2010 : R
Ward 1	4,200,649.24	3,944,075.99
Ward 2	5,594,878.54	3,793,129.61
Ward 3	2,287,475.08	1,930,962.08
Ward 4	13,127,336.72	10,632,758.23
Ward 5	4,599,234.83	4,068,149.40
Ward 6	13,272,886.82	13,596,446.26
Ward 7	5,960,146.53	5,632,434.41
Ward 8	3,391,612.34	3,109,570.15
Ward 9	10,122,529.38	10,226,934.09
Ward 10	2,765,783.80	2,682,721.47
Ward 11	7,093,313.84	6,859,371.98
Ward 12	16,371,323.07	19,009,600.23
Ward 13	2,856,821.82	2,908,916.18
Ward 14	15,046,081.67	15,169,738.53
Ward 15	8,869,125.53	8,405,388.82
Ward 16	19,996,922.12	19,747,091.21
Ward 17	2,218,676.22	2,069,659.49
Ward 18	13,416,941.42	11,341,675.45
Ward 19	15,275,611.85	13,274,862.75
Ward 20	8,353,427.48	8,306,093.75
Ward 21	9,725,565.75	9,930,730.56
Ward 22	8,806,801.79	8,563,459.71
Ward 23	6,439,407.92	6,211,281.84
Ward 24	9,452,792.08	9,460,890.29
Ward 25	4,823,828.14	4,791,436.78
Ward 26	5,396,598.88	5,488,440.60
Ward 27	4,714,193.25	4,748,394.84
Ward 28	8,395,084.19	7,389,346.08
Ward 29	3,480,350.83	2,772,169.89
Ward 30	27,924,994.79	28,187,826.61
Ward 31	7,178,912.17	6,299,734.31
SUNDRIES	5,821,856.14	6,645,032.03
TOTAL	276,981,164.23	267,199,223.62

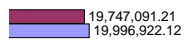
OUTSTANDING DEBTORS PER WARD - SEPTEMBER 2010



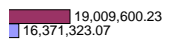
RS PER WARD - SEPTEMBER 2010



862.75
5,275,611.85
5,941.42



5,169,738.53
5,046,081.67



1,446.26
886.82